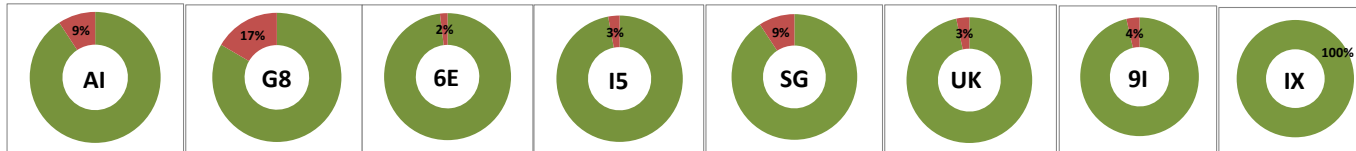


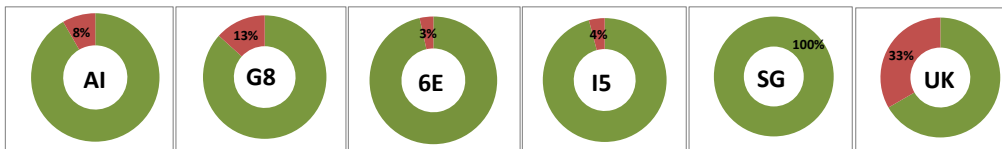
**FEBRUARY 2021 DEPARTURES (0300 - 0900)**

AIRLINES	TOTAL DEPARTURES	FLIGHTS ON TIME (STD + 15 min)	FLIGHTS DELAYED (STD + MORE THAN 15 Min)	% ON TIME	% DELAYED	NUMBER OF FLIGHTS DELAYED DUE TO										TOTAL DEPARTURE DELAY
						AIRLINES					AIRPORT		WEATHER		ATC	
						PASSENGER & BAGGAGE HANDLING (IATA CODES 11-18)	AIRCRAFT & RAMP HANDLING (IATA CODES 31-39)	TECHNICAL, AUTOMATED EQUIPMENT FAILURE (IATA CODES 41-48)	OPERATIONS, CREW (IATA CODES 61-69)	REACTIONARY REASONS (IATA CODES 91-96)	AIRPORT FACILITIES (IATA CODES 87,89)	IMMIGRATION, CUSTOMS, HEALTH (IATA CODE 85/86)	DESTINATION AIRPORT BELOW MINIMA (IATA CODE 72)	DEPARTURE AERODROME BELOW MINIMA (IATA CODE 71)	ATFM (IATA CODES 81-84)	
AI	173	157	16	91%	9%	1.00	1.00	1.00	6.00	0.00	3.00	1.00	3.00	0.00	0.00	16
G8	187	156	31	83%	17%	0.00	0.00	0.00	10.00	7.00	0.00	0.00	7.00	0.00	7.00	31
6E	623	611	12	98%	2%	1.00	0.00	0.00	2.00	1.00	0.00	1.00	4.00	0.00	3.00	12
I5	103	100	3	97%	3%	0.00	0.00	0.00	0.00	2.00	0.00	0.00	0.00	0.00	1.00	3
SG	281	255	26	91%	9%	0.00	2.00	1.00	1.00	4.00	0.00	0.00	17.00	0.00	1.00	26
UK	209	202	7	97%	3%	0.00	0.00	0.00	1.00	0.00	0.00	0.00	5.00	0.00	1.00	7
9I	28	27	1	96%	4%	0.00	0.00	0.00	1.00	0.00	0.00	0.00	0.00	0.00	0.00	1
IX	2	2	0	100%	0%	0.00	0.00	0.00	0.00	0.00	0.00	0.00	0.00	0.00	0.00	0
ZT	0	0	0	0%	0%	0.00	0.00	0.00	0.00	0.00	0.00	0.00	0.00	0.00	0.00	0
OG	0	0	0	0%	0%	0.00	0.00	0.00	0.00	0.00	0.00	0.00	0.00	0.00	0.00	0
<b>1606</b>	<b>1510</b>	<b>96</b>	<b>94%</b>	<b>6%</b>												



**FEBRUARY 2021 ARRIVALS (0300 - 0900)**

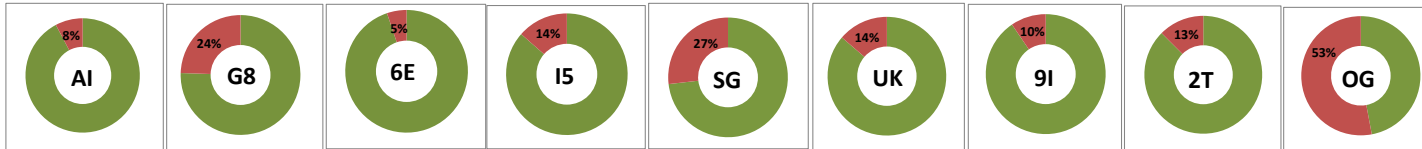
AIRLINES	TOTAL ARRIVALS	FLIGHTS ON TIME (STA + 15 min)	FLIGHTS DELAYED (STA + MORE THAN 15 Min)	% ON TIME	% DELAYED	NUMBER OF FLIGHTS DELAYED DUE TO										
						AIRLINES					AIRPORT		WEATHER		ATC	
						PASSENGER & BAGGAGE HANDLING (IATA CODES 11-18)	AIRCRAFT & RAMP HANDLING (IATA CODES 31-39)	TECHNICAL, AUTOMATED EQUIPMENT FAILURE (IATA CODES 41-48)	OPERATIONS, CREW (IATA CODES 61-69)	REACTIONARY REASONS (IATA CODES 91-96)	AIRPORT FACILITIES (IATA CODES 87,89)	AIRPORT SECURITY (IATA CODE 85)	DESTINATION AIRPORT BELOW MINIMA (IATA CODE 72)	DEPARTURE AERODROME BELOW MINIMA (IATA CODE 71)	ATFM (IATA CODES 81-84)	
AI	48	44	4	92%	8%	-	-	-	-	-	-	-	-	-	-	-
G8	105	91	14	87%	13%	-	-	-	-	-	-	-	-	-	-	-
6E	403	389	14	97%	3%	-	-	-	-	-	-	-	-	-	-	-
I5	73	70	3	96%	4%	-	-	-	-	-	-	-	-	-	-	-
SG	36	36	0	100%	0%	-	-	-	-	-	-	-	-	-	-	-
UK	6	4	2	67%	33%	-	-	-	-	-	-	-	-	-	-	-
9I	0	0	0	0%	0%	-	-	-	-	-	-	-	-	-	-	-
IX	0	0	0	0%	0%	-	-	-	-	-	-	-	-	-	-	-
ZT	0	0	0	0%	0%	-	-	-	-	-	-	-	-	-	-	-
OG	0	0	0	0%	0%	-	-	-	-	-	-	-	-	-	-	-
<b>671</b>	<b>634</b>	<b>37</b>	<b>94%</b>	<b>6%</b>												



**Delay Percentage**

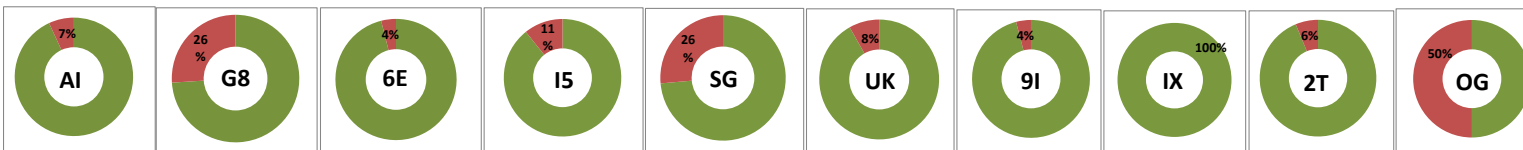
FEBRUARY 2021 DEPARTURES (0900 - 1500)

AIRLINES	TOTAL DEPARTURES	FLIGHTS ON TIME (STD + 15 min)	FLIGHTS DELAYED (STD + MORE THAN 15 Min)	% ON TIME	% DELAYED	NUMBER OF FLIGHTS DELAYED DUE TO											TOTAL DEPARTURE DELAY
						AIRLINES					AIRPORT		WEATHER		ATC		
						PASSENGER & BAGGAGE HANDLING (IATA CODES 11-18)	AIRCRAFT & RAMP HANDLING (IATA CODES 31-39)	TECHNICAL, AUTOMATED EQUIPMENT FAILURE (IATA CODES 41-48)	OPERATIONS, CREW (IATA CODES 61-69)	REACTIONARY REASONS (IATA CODES 91-96)	AIRPORT FACILITIES (IATA CODES 87,89)	IMMIGRATION, CUSTOMS, HEALTH (IATA CODE 85/86)	DESTINATION AIRPORT BELOW MINIMA (IATA CODE 72)	DEPARTURE AERODROME BELOW MINIMA (IATA CODE 71)	ATFM (IATA CODES 81-84)		
AI	283	261	22	92%	8%	1.00	4.00	5.00	3.00	3.00	0.00	3.00	1.00	0.00	2.00	22	
G8	192	145	47	76%	24%	0.00	0.00	1.00	12.00	20.00	0.00	0.00	5.00	0.00	9.00	47	
6E	906	859	47	95%	5%	7.00	2.00	1.00	3.00	20.00	2.00	2.00	2.00	0.00	8.00	47	
IS	96	83	13	86%	14%	0.00	0.00	2.00	2.00	6.00	0.00	0.00	0.00	0.00	3.00	13	
SG	265	194	71	73%	27%	1.00	8.00	4.00	5.00	37.00	0.00	1.00	7.00	0.00	8.00	71	
UK	219	189	30	86%	14%	0.00	0.00	0.00	6.00	12.00	0.00	0.00	6.00	0.00	6.00	30	
9I	21	19	2	90%	10%	0.00	0.00	1.00	0.00	1.00	0.00	0.00	0.00	0.00	0.00	2	
IX	0	0	0	0%	0%	0.00	0.00	0.00	0.00	0.00	0.00	0.00	0.00	0.00	0.00	0	
2T	16	14	2	88%	13%	0.00	0.00	0.00	0.00	2.00	0.00	0.00	0.00	0.00	0.00	2	
OG	17	8	9	47%	53%	0.00	0.00	0.00	0.00	7.00	0.00	0.00	0.00	0.00	2.00	9	
<b>2015</b>	<b>1772</b>	<b>1772</b>	<b>243</b>	<b>88%</b>	<b>12%</b>												



FEBRUARY 2021 ARRIVALS (0900 - 1500)

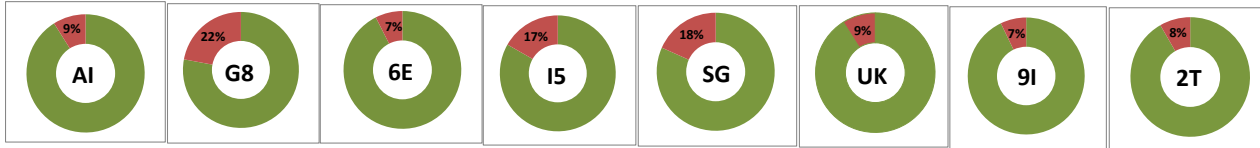
AIRLINES	TOTAL ARRIVALS	FLIGHTS ON TIME (STA + 15 min)	FLIGHTS DELAYED (STA + MORE THAN 15 Min)	% ON TIME	% DELAYED	NUMBER OF FLIGHTS DELAYED DUE TO										
						AIRLINES					AIRPORT		WEATHER		ATC	
						PASSENGER & BAGGAGE HANDLING (IATA CODES 11-18)	AIRCRAFT & RAMP HANDLING (IATA CODES 31-39)	TECHNICAL, AUTOMATED EQUIPMENT FAILURE (IATA CODES 41-48)	OPERATIONS, CREW (IATA CODES 61-69)	REACTIONARY REASONS (IATA CODES 91-96)	AIRPORT FACILITIES (IATA CODES 87,89)	AIRPORT SECURITY (IATA CODE 85)	DESTINATION AIRPORT BELOW MINIMA (IATA CODE 72)	DEPARTURE AERODROME BELOW MINIMA (IATA CODE 71)	ATFM (IATA CODES 81-84)	
AI	203	189	14	93%	7%	-	-	-	-	-	-	-	-	-	-	-
G8	196	145	51	74%	26%	-	-	-	-	-	-	-	-	-	-	-
6E	783	752	31	96%	4%	-	-	-	-	-	-	-	-	-	-	-
IS	149	133	16	89%	11%	-	-	-	-	-	-	-	-	-	-	-
SG	322	237	85	74%	26%	-	-	-	-	-	-	-	-	-	-	-
UK	366	336	30	92%	8%	-	-	-	-	-	-	-	-	-	-	-
9I	49	47	2	96%	4%	-	-	-	-	-	-	-	-	-	-	-
IX	2	2	0	100%	0%	-	-	-	-	-	-	-	-	-	-	-
2T	16	15	1	94%	6%	-	-	-	-	-	-	-	-	-	-	-
OG	16	8	8	50%	50%	-	-	-	-	-	-	-	-	-	-	-
<b>2102</b>	<b>1864</b>	<b>1864</b>	<b>238</b>	<b>89%</b>	<b>11%</b>											



Delay Percentage

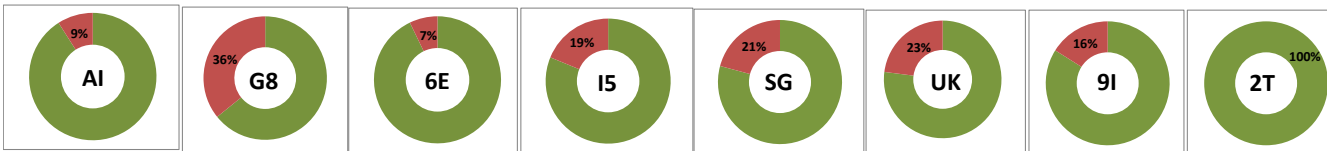
FEBRUARY 2021 DEPARTURES (1500 - 2300)

AIRLINES	TOTAL DEPARTURES	FLIGHTS ON TIME (STD + 15 min)	FLIGHTS DELAYED (STD + MORE THAN 15 Min)	% ON TIME	% DELAYED	NUMBER OF FLIGHTS DELAYED DUE TO										TOTAL DEPARTURE DELAY
						AIRLINES					AIRPORT		WEATHER		ATC	
						PASSENGER & BAGGAGE HANDLING (IATA CODES 11-18)	AIRCRAFT & RAMP HANDLING (IATA CODES 31-39)	TECHNICAL, AUTOMATED EQUIPMENT FAILURE (IATA CODES 41-48)	OPERATIONS, CREW (IATA CODES 61-69)	REACTIONARY REASONS (IATA CODES 91-96)	AIRPORT FACILITIES (IATA CODES 87,89)	IMMIGRATION, CUSTOMS, HEALTH (IATA CODE 86)	DESTINATION AIRPORT BELOW MINIMA (IATA CODE 72)	DEPARTURE AERODROME BELOW MINIMA (IATA CODE 71)	ATFM (IATA CODES 81-84)	
AI	324	295	29	91%	9%	0.00	2.00	8.00	8.00	10.00	1.00	0.00	0.00	0.00	0.00	29
G8	222	173	49	78%	22%	0.00	0.00	5.00	10.00	19.00	0.00	0.00	6.00	0.00	9.00	49
6E	1110	1027	83	93%	7%	7.00	2.00	3.00	12.00	31.00	4.00	0.00	0.00	0.00	24.00	83
IS	239	199	40	83%	17%	0.00	3.00	1.00	4.00	26.00	0.00	1.00	0.00	0.00	5.00	40
SG	355	290	65	82%	18%	0.00	0.00	4.00	1.00	49.00	1.00	0.00	1.00	0.00	9.00	65
UK	323	294	29	91%	9%	0.00	0.00	1.00	4.00	10.00	1.00	0.00	3.00	0.00	10.00	29
9I	56	52	4	93%	7%	0.00	0.00	0.00	0.00	4.00	0.00	0.00	0.00	0.00	0.00	4
IX	0	0	0	0%	0%	0.00	0.00	0.00	0.00	0.00	0.00	0.00	0.00	0.00	0.00	0
2T	12	11	1	92%	8%	0.00	0.00	0.00	0.00	1.00	0.00	0.00	0.00	0.00	0.00	1
OG	0	0	0	0%	0%	0.00	0.00	0.00	0.00	0.00	0.00	0.00	0.00	0.00	0.00	0
	2641	2341	300	89%	11%											



FEBRUARY 2021 ARRIVALS (1500 - 2300)

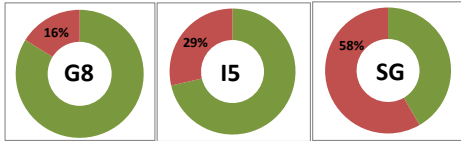
AIRLINES	TOTAL ARRIVALS	FLIGHTS ON TIME (STA + 15 min)	FLIGHTS DELAYED (STA + MORE THAN 15 Min)	% ON TIME	% DELAYED	NUMBER OF FLIGHTS DELAYED DUE TO										
						AIRLINES					AIRPORT		WEATHER		ATC	
						PASSENGER & BAGGAGE HANDLING (IATA CODES 11-18)	AIRCRAFT & RAMP HANDLING (IATA CODES 31-39)	TECHNICAL, AUTOMATED EQUIPMENT FAILURE (IATA CODES 41-48)	OPERATIONS, CREW (IATA CODES 61-69)	REACTIONARY REASONS (IATA CODES 91-96)	AIRPORT FACILITIES (IATA CODES 87,89)	AIRPORT SECURITY (IATA CODE 85)	DESTINATION AIRPORT BELOW MINIMA (IATA CODE 72)	DEPARTURE AERODROME BELOW MINIMA (IATA CODE 71)	ATFM (IATA CODES 81-84)	
AI	443	403	40	91%	9%	-	-	-	-	-	-	-	-	-	-	-
G8	271	174	97	64%	36%	-	-	-	-	-	-	-	-	-	-	-
6E	1257	1167	90	93%	7%	-	-	-	-	-	-	-	-	-	-	-
IS	218	177	41	81%	19%	-	-	-	-	-	-	-	-	-	-	-
SG	456	361	95	79%	21%	-	-	-	-	-	-	-	-	-	-	-
UK	357	275	82	77%	23%	-	-	-	-	-	-	-	-	-	-	-
9I	56	47	9	84%	16%	-	-	-	-	-	-	-	-	-	-	-
IX	0	0	0	0%	0%	-	-	-	-	-	-	-	-	-	-	-
2T	12	12	0	100%	0%	-	-	-	-	-	-	-	-	-	-	-
OG	0	0	0	0%	0%	-	-	-	-	-	-	-	-	-	-	-
	3070	2616	454	85%	15%											



Delay Percentage

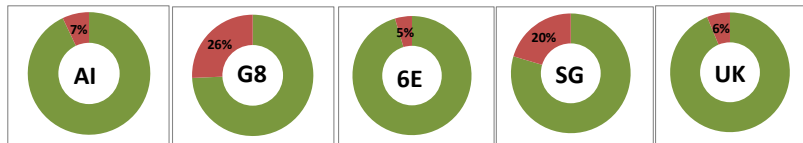
**FEBRUARY 2021 DEPARTURES (2300 - 0300)**

AIRLINES	TOTAL DEPARTURES	FLIGHTS ON TIME (STD + 15 min)	FLIGHTS DELAYED (STD + MORE THAN 15 Min)	% ON TIME	% DELAYED	NUMBER OF FLIGHTS DELAYED DUE TO										TOTAL DEPARTURE DELAY
						AIRLINES					AIRPORT		WEATHER		ATC	
						PASSENGER & BAGGAGE HANDLING (IATA CODES 11-18)	AIRCRAFT & RAMP HANDLING (IATA CODES 31-39)	TECHNICAL, AUTOMATED EQUIPMENT FAILURE (IATA CODES 41-48)	OPERATIONS, CREW (IATA CODES 61-69)	REACTIONARY REASONS (IATA CODES 91-96)	AIRPORT FACILITIES (IATA CODES 87,89)	IMMIGRATION, CUSTOMS, HEALTH (IATA CODE 86)	DESTINATION AIRPORT BELOW MINIMA (IATA CODE 72)	DEPARTURE AERODROME BELOW MINIMA (IATA CODE 71)	ATFM (IATA CODES 81-84)	
AI	0	0	0	0%	0%	0	0	0	0	0	0	0	0	0	0	0
G8	31	26	5	84%	16%	0	0	0	1	2	0	0	1	0	1	5
6E	0	0	0	0%	0%	0	0	0	0	0	0	0	0	0	0	0
I5	28	20	8	71%	29%	0	1	0	0	6	0	0	0	0	1	8
SG	12	5	7	42%	58%	0	0	0	1	5	0	0	0	0	1	7
UK	0	0	0	0%	0%	0	0	0	0	0	0	0	0	0	0	0
9I	0	0	0	0%	0%	0	0	0	0	0	0	0	0	0	0	0
IX	0	0	0	0%	0%	0	0	0	0	0	0	0	0	0	0	0
ZT	0	0	0	0%	0%	0	0	0	0	0	0	0	0	0	0	0
OG	0	0	0	0%	0%	0	0	0	0	0	0	0	0	0	0	0
<b>71</b>	<b>51</b>	<b>20</b>	<b>72%</b>	<b>28%</b>												



**FEBRUARY 2021 ARRIVALS (2300 - 0300)**

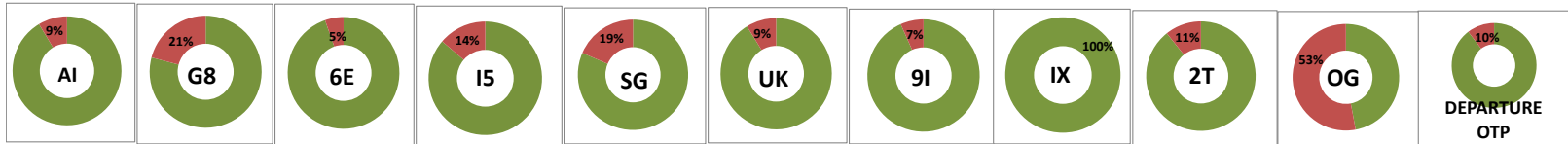
AIRLINES	TOTAL ARRIVALS	FLIGHTS ON TIME (STA + 15 min)	FLIGHTS DELAYED (STA + MORE THAN 15 Min)	% ON TIME	% DELAYED	NUMBER OF FLIGHTS DELAYED DUE TO										
						AIRLINES					AIRPORT		WEATHER		ATC	
						PASSENGER & BAGGAGE HANDLING (IATA CODES 11-18)	AIRCRAFT & RAMP HANDLING (IATA CODES 31-39)	TECHNICAL, AUTOMATED EQUIPMENT FAILURE (IATA CODES 41-48)	OPERATIONS, CREW (IATA CODES 61-69)	REACTIONARY REASONS (IATA CODES 91-96)	AIRPORT FACILITIES (IATA CODES 87,89)	AIRPORT SECURITY (IATA CODE 85)	DESTINATION AIRPORT BELOW MINIMA (IATA CODE 72)	DEPARTURE AERODROME BELOW MINIMA (IATA CODE 71)	ATFM (IATA CODES 81-84)	
AI	85	79	6	93%	7%	-	-	-	-	-	-	-	-	-	-	-
G8	74	55	19	74%	26%	-	-	-	-	-	-	-	-	-	-	-
6E	195	186	9	95%	5%	-	-	-	-	-	-	-	-	-	-	-
I5	25	25	0	0%	0%	-	-	-	-	-	-	-	-	-	-	-
SG	98	78	20	80%	20%	-	-	-	-	-	-	-	-	-	-	-
UK	16	15	1	94%	6%	-	-	-	-	-	-	-	-	-	-	-
9I	0	0	0	0%	0%	-	-	-	-	-	-	-	-	-	-	-
IX	0	0	0	0%	0%	-	-	-	-	-	-	-	-	-	-	-
ZT	0	0	0	0%	0%	-	-	-	-	-	-	-	-	-	-	-
OG	0	0	0	0%	0%	-	-	-	-	-	-	-	-	-	-	-
<b>493</b>	<b>438</b>	<b>55</b>	<b>89%</b>	<b>11%</b>												



Delay Percentage

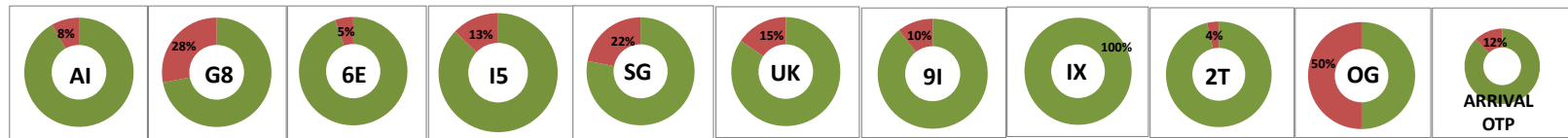
FEBRUARY 2021 DEPARTURES

AIRLINES	TOTAL DEPARTURES	FLIGHTS ON TIME (STD + 15 min)	FLIGHTS DELAYED (STD + MORE THAN 15 Min)	% ON TIME	% DELAYED	NUMBER OF FLIGHTS DELAYED DUE TO										TOTAL DEPARTURE DELAY
						AIRLINES					AIRPORT		WEATHER		ATC	
						PASSENGER & BAGGAGE HANDLING (IATA CODES 11-18)	AIRCRAFT & RAMP HANDLING (IATA CODES 31-39)	TECHNICAL AUTOMATED EQUIPMENT FAILURE (IATA CODES 41-48)	OPERATIONS, CREW (IATA CODES 61-69)	REACTIONARY REASONS (IATA CODES 91-96)	AIRPORT FACILITIES (IATA CODES 87,89)	IMMIGRATION, CUSTOMS, HEALTH (IATA CODE 86)	DESTINATION AIRPORT BELOW MINIMA (IATA CODE 72)	DEPARTURE AERODROME BELOW MINIMA (IATA CODE 71)	ATFM (IATA CODES 81-84)	
AI	780	713	67	91%	9%	2.00	7.00	14.00	17.00	13.00	4.00	4.00	4.00	0.00	2.00	67
G8	632	500	132	79%	21%	0.00	0.00	6.00	33.00	48.00	0.00	0.00	19.00	0.00	26.00	132
6E	2639	2497	142	95%	5%	15.00	4.00	4.00	17.00	52.00	6.00	3.00	6.00	0.00	35.00	142
IS	466	402	64	86%	14%	0.00	4.00	3.00	6.00	40.00	0.00	1.00	0.00	0.00	10.00	64
SG	913	744	169	81%	19%	1.00	10.00	9.00	8.00	95.00	1.00	1.00	25.00	0.00	19.00	169
UK	751	685	66	91%	9%	0.00	0.00	1.00	11.00	22.00	1.00	0.00	14.00	0.00	17.00	66
9I	105	98	7	93%	7%	0.00	0.00	1.00	1.00	5.00	0.00	0.00	0.00	0.00	7	7
IX	2	2	0	100%	0%	0.00	0.00	0.00	0.00	0.00	0.00	0.00	0.00	0.00	0	0
2T	28	25	3	89%	11%	0.00	0.00	0.00	0.00	3.00	0.00	0.00	0.00	0.00	3	3
OG	17	8	9	47%	53%	0.00	0.00	0.00	0.00	7.00	0.00	0.00	0.00	0.00	2.00	9
	6333	5674	659	90%	10%											



FEBRUARY 2021 ARRIVALS

AIRLINES	TOTAL ARRIVALS	FLIGHTS ON TIME (STA + 15 min)	FLIGHTS DELAYED (STA + MORE THAN 15 Min)	% ON TIME	% DELAYED	NUMBER OF FLIGHTS DELAYED DUE TO										
						AIRLINES					AIRPORT		WEATHER		ATC	
						PASSENGER & BAGGAGE HANDLING (IATA CODES 11-18)	AIRCRAFT & RAMP HANDLING (IATA CODES 31-39)	TECHNICAL AUTOMATED EQUIPMENT FAILURE (IATA CODES 41-48)	OPERATIONS, CREW (IATA CODES 61-69)	REACTIONARY REASONS (IATA CODES 91-96)	AIRPORT FACILITIES (IATA CODES 87,89)	IMMIGRATION, CUSTOMS, HEALTH (IATA CODE 86)	DESTINATION AIRPORT BELOW MINIMA (IATA CODE 72)	DEPARTURE AERODROME BELOW MINIMA (IATA CODE 71)	ATFM (IATA CODES 81-84)	
AI	779	715	64	92%	8%	-	-	-	-	-	-	-	-	-	-	-
G8	646	465	181	72%	28%	-	-	-	-	-	-	-	-	-	-	-
6E	2638	2494	144	95%	5%	-	-	-	-	-	-	-	-	-	-	-
IS	465	405	60	87%	13%	-	-	-	-	-	-	-	-	-	-	-
SG	912	712	200	78%	22%	-	-	-	-	-	-	-	-	-	-	-
UK	745	630	115	85%	15%	-	-	-	-	-	-	-	-	-	-	-
9I	105	94	11	90%	10%	-	-	-	-	-	-	-	-	-	-	-
IX	2	2	0	100%	0%	-	-	-	-	-	-	-	-	-	-	-
2T	28	27	1	96%	4%	-	-	-	-	-	-	-	-	-	-	-
OG	16	8	8	50%	50%	-	-	-	-	-	-	-	-	-	-	-
	6336	5552	784	88%	12%											



Delay Percentage